



MES Dental College

Malaparamba, Perinthalmanna, Malappuram 679 338


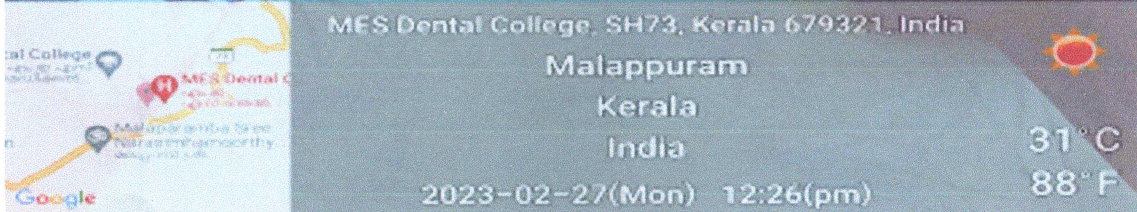
TEL : 04933-298 405

E-Mail: mesdentalcollege06@yahoo.com

Details of the facilities and innovations made

1. IMPLANT JAW MODELS


Commercially available jaw bone models for implant osteotomy training are usually made of strengthened synthetic forms, which are far from the composition and tactile sense provided by natural bone. The composite bone model developed from the department of Prosthodontics simulated the macroscopic anatomy of the jaw bones of all Misch classification (Type 1-4) having a surface layer of compact bone and a core of cancellous bone which provided a better and more natural hands on experience for placement of dental implants as compared to plastic models.



Prof. Dr. SACHIN ASLAM
PRINCIPAL
MES DENTAL COLLEGE
PALACHODE, PERINTHALMANNA
MALAPPURAM- 679 338

2. PRE CLINICAL TOOTH PREPARATION ON WAX TOOTH MODELS

The pre clinical demonstration helps the student to analyse and prepare the tooth in the patient's mouth. It helps the students to assess the available crown-root structure and select the abutments. It gives an insight to the selection of type of crowns depending on the quality of bone and tooth structure.



Aslam



Prof. Dr. SACHIN ASLAM
PRINCIPAL
MES DENTAL COLLEGE
PALACHODE, PERINTHALMANNA
MALAPPURAM- 679 338