



# MES Dental College

Malaparamba, Perinthalmanna, Malappuram 679 338

TEL: 04933-298405/258400 (Fax)

E-Mail: [mesdentalcollege06@yahoo.com](mailto:mesdentalcollege06@yahoo.com)

## CONSERVATIVE DENTISTRY AND ENDODONTICS

On completion of undergraduate training program, the graduate would be:

- Graduate should be able to diagnose carious tooth.
- Able to differentiate reversible and irreversible pulpitis.
- Able to perform amalgam restorations.
- Be competent to perform GIC restorations.
- Be competent to perform composite restorations.
- Be able to perform class V restorations.
- Be competent to perform anterior RCT.
- Be able to perform direct pulp capping.
- Be able to perform indirect pulp capping.

## DENTAL ANATOMY, EMBRYOLOGY AND ORAL HISTOLOGY

On completion of undergraduate training program, the graduate would be:


- Competent in identifying maxillary and mandibular teeth.
- Identifying eruption pattern and age estimation.
- Identifying microscopic features of dental tissues.


## ORAL PATHOLOGY AND MICROBIOLOGY


- Ability to identify different oral lesions through microscopic slides.
- Identification of anomalies of teeth.
- Understanding basic concepts in forensic odontology.

## PERIODONTICS

- Students are trained to acquire the skill to identify patients who require advanced periodontal therapy and refer the same to a periodontist.
- Students acquire adequate knowledge about sterilization and disinfection protocols followed during periodontal procedures.
- By the end of postings, students acquire the skill of recording case history, clinical examination of the periodontium, specific periodontal diagnosis and determining the prognosis.

  
Prof. Dr. SACHIN ASLAM  
PRINCIPAL  
MES DENTAL COLLEGE  
PALACHODE, PERINTHALMANNA  
MALAPPURAM- 679 338



  
Prof. DR. ABDUL SHAMEEM. K  
PRINCIPAL  
MES DENTAL COLLEGE  
PALACHODE, PERINTHALMANNA  
MALAPPURAM, 679 338



# MES Dental College

Malaparamba, Perinthalmanna, Malappuram 679 338

TEL: 04933-298405/258400 (Fax)

E-Mail: [mesdentalcollege06@yahoo.com](mailto:mesdentalcollege06@yahoo.com)

- The students acquire the knowledge and decision making to make appropriate evidence-based treatment plan and execute the same.
- Students acquire the knowledge about importance of long-term maintenance, regular follow ups for the success of periodontal therapy.
- Students are well equipped to use the instruments required to perform periodontal therapy.
- Students acquire the knowledge regarding the use of advanced therapeutic approaches such as electrocautery and LASERs.
- Students acquire the skills to interpret radiographs and lab investigations.
- Students develop adequate skills to give appropriate Oral Hygiene Instructions required to maintain good oral health.

## ORTHODONICS AND DENTOFACIAL ORTHOPAEDICS

On completion of undergraduate training program, the graduate would be:


- Should be able to identify patients who need dental or skeletal correction.
- To use removable appliance for correction of simple malocclusion.
- To activate removable appliances.
- To assist post graduate students in minor surgical procedures.
- If working in a clinic, to assist the Orthodontist by taking impression, placing separator and debonding the appliance.
- To handle any orthodontic emergencies like, bracket breakage and cutting of extended arch wires.

## PEDIATRIC AND PREVENTIVE DENTISTRY

Upon completion of Undergraduate training the graduate should be

- Able to establish a good rapport with pediatric patients and thereby instilling a positive attitude in them towards dental procedures.
- Students are able to identify common pediatric behavioural patterns which leads to dental problems through theory classes and clinical observation. This helps to convince the patient to understand and follow oral etiquette by teaching better behavioural techniques to break the pattern.

*ASL*  
Prof. Dr. SACHIN ASLAM  
PRINCIPAL  
MES DENTAL COLLEGE  
PALACHODE, PERINTHALMANNA  
MALAPPURAM- 679 338



*Shameem*  
Prof. DR. ANJALI SHAMEEM, K  
PRINCIPAL  
MES DENTAL COLLEGE  
PALACHODE, PERINTHALMANNA  
MALAPPURAM- 679 338






# MES Dental College


Malaparamba, Perinthalmanna, Malappuram 679 338


TEL: 04933-298405/258400 (Fax)

E-Mail: [mesdentalcollege06@yahoo.com](mailto:mesdentalcollege06@yahoo.com)

- Students are given theory classes on principles of pediatric dentistry, child psychology, and is made to conduct seminars and group discussions on various topics.
- Also, learn to give advice and guidance to the patient and his/her parent regarding the importance of preventive and therapeutic strategies/treatments for optimal oral health from birth to adolescence.
- Students learn to capture signs to make early diagnosis of disease among pediatric patients and thereby provide necessary treatment. Preclinical exercises like cavity preparations, restoration on plaster model, natural/ typodont tooth, basic wire bending procedures, space maintainer fabrication enables students to be equipped before doing it on patients.
- Students get equipped in elaborate case history taking, diagnosis and follow ups under supervision of a faculty and is given clinical exposure on various types of behaviour in children and other pediatric treatments. Students get to observe and do different types of pediatric procedures such as relieving pain, removing infection and restoring functions in patients under the guidance of the faculty. Age specific behaviour management is taught and explained to students with the help of patients during chair side explanations.
- Students are also taught in detail the treatment plan and Pharmacology in Pediatric dentistry. During clinical training students are taught and practiced to prescribe medication for each specific disease and post procedure medication.
- Students are taught to prescribe medicines considering the age and BMI of pediatric patients. Students are taught to evaluate and consider medical conditions of the patient before prescribing medicines. Students get a thorough knowledge of commonly used Antibiotics, NSAID'S, Analgesics etc. before they graduate.
- Students also learn to manage Differently abled children in their course duration. They learn to evaluate and manage a special child. As MES Dental college comes under MES Medical Academy, students get the opportunity to understand and observe/assist different treatments in special child including full mouth rehabilitation treatments under general anaesthesia as we have a fully function hospital with Operation theatre facilities under our academy in the same campus.

  
Prof. Dr. SACHIN ASLAM  
PRINCIPAL  
MES DENTAL COLLEGE  
PALACHODE, PERINTHALMANNA  
MALAPPURAM- 679 338



  
Prof. DR. ABDUL SHAMEEM, K  
PRINCIPAL  
MES DENTAL COLLEGE  
PALACHODE, PERINTHALMANNA  
MALAPPURAM



# MES Dental College

Malaparamba, Perinthalmanna, Malappuram 679 338

TEL: 04933-298405/258400 (Fax)

E-Mail: [mesdentalcollege06@yahoo.com](mailto:mesdentalcollege06@yahoo.com)

## ORAL AND MAXILLOFACIAL SURGERY

On completion of the undergraduate training programme the graduates will be able to:


- Patient management skills - Students are capable of managing patients who requires surgeries
- Communication skill- Students are confident in communicating with patients
- Students are trained to handle emergency situations in dental chair
- Dental clinic management skill- Students are given classes on how to manage a dental clinic
- Students are given classes on legal, ethical and moral issues.
- Students are trained to follow asepsis and sterilization protocols during surgeries.
- Students are trained to treat a patient by recording case history which has all relevant information that will help to arrive at the correct diagnosis with investigation.
- Students are capable of diagnosing almost all surgical complaints.
- Students are trained to diagnose orofacial diseases, defects and deformities
- Students are trained well in tooth extraction and soft tissue suturing under LA.
- Students are trained well to conduct trans-alveolar extractions, pre-prosthetic surgeries, minor impactions etc.
- Students are given classes in BLS (Basic Life Support) to handle emergencies.
- Students are trained to perform CPR in mannequin.
- Students are capable of assisting cases in General Anaesthesia.
- Students are capable of teaching their junior students in clinical cases.

## ORAL MEDICINE & RADIOLOGY

On completion of the undergraduate training programme the graduates will be able to:

- Demonstrate knowledge & proficiency in the assessment of common dental problems like acute pain, dental caries & other Odontogenic infections.
- Demonstrate knowledge & proficiency in the selection of appropriate clinical & laboratory examinations in the diagnosis & management of Orofacial disorders.
- Differentiate the normal variants & oral mucosal lesions.

*asl*  
Prof. Dr. SACHIN ASLAM  
PRINCIPAL  
MES DENTAL COLLEGE  
PALACHODE, PERINTHALMANNA  
MALAPPURAM- 679 338



*Shameem*  
Prof. Dr. ABDOUL SHAMEEM. K  
PRINCIPAL  
MES DENTAL COLLEGE  
PALACHODE, PERINTHALMANNA  
MAL APPURAM- 679 338





# MES Dental College

Malaparamba, Perinthalmanna, Malappuram 679 338

TEL: 04933-298405/258400 (Fax)


E-Mail: [mesdentalcollege06@yahoo.com](mailto:mesdentalcollege06@yahoo.com)


- Identify pre-cancerous & cancerous lesions of the oral cavity & refer to the concerned specialty for their management.
- Demonstrate expertise in carrying out various chair side investigative procedures like Electric pulp testing, staining for dental caries and vital staining for detecting pre-cancerous lesions.
- Demonstrate knowledge & proficiency in management of patients with special health care needs.
- Demonstrate adequate knowledge about medical complications that can arise while treating systemically compromised patients & take prior precautions/consent from the concerned specialists.
- Demonstrate expertise in the clinical & pharmacological management of patients with Orofacial conditions.
- Demonstrate adequate knowledge about radiation health hazards, radiation safety & protection and radiologic quality assurance.
- Understand & apply imaging principles & clinical findings to select an imaging study most appropriate for each diagnostic task.
- Demonstrate competency in taking intra oral radiographs & interpreting the radiographic findings.
- Given demonstration on specialized radiographs like TMJ radiograph, Sialograph and CBCT.
- Know the importance of intra & extra oral radiography in forensic identification & age estimation.
- Understand jurisprudence, ethics & the significance of dental records with respect to law.


## PROSTHODONTICS AND CROWN AND BRIDGE

On completion of the undergraduate training programme the graduates will be able to:

- carry out routine prosthetic procedures.
- The knowledge of science and application including manipulation of various dental materials in dentistry.

  
Prof. Dr. SACHIN ASLAM  
PRINCIPAL  
MES DENTAL COLLEGE  
PALACHODE, PERINTHALMANNA  
MALAPPURAM- 679 338



  
Prof. DR. ABDUL SHAMEEM. K  
PRINCIPAL  
MES DENTAL COLLEGE  
PALACHODE, PERINTHALMANNA  
MALAPPURAM, KERALA



# MES Dental College

Malaparamba, Perinthalmanna, Malappuram 679 338

TEL: 04933-298405/258400 (Fax)

E-Mail: [mesdentalcollege06@yahoo.com](mailto:mesdentalcollege06@yahoo.com)

- Undergraduates are guided in the fabrication of conventional simple complete and removable partial dentures and in the preparation of full coverage crowns on typodonts.
- The undergraduates are trained in the fundamentals of laboratory fabrication of conventional complete and removable partial dentures during their preclinical period.
- The students are educated about the basic concepts of osseointegration.
- The students are well versed in the diagnosis and treatment planning of various prosthodontic cases.

*Sachin*

Prof. Dr. SACHIN ASLAM  
PRINCIPAL  
MES DENTAL COLLEGE  
PALACHODE, PERINTHALMANNA  
MALAPPURAM- 679 338



*Shameem*

Prof. DR. ABDUL SHAMEEM, K  
PRINCIPAL  
MES DENTAL COLLEGE  
PALACHODE, PERINTHALMANNA  
MALAPPURAM- 679 338